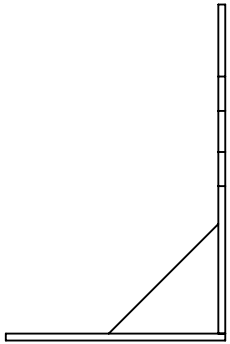
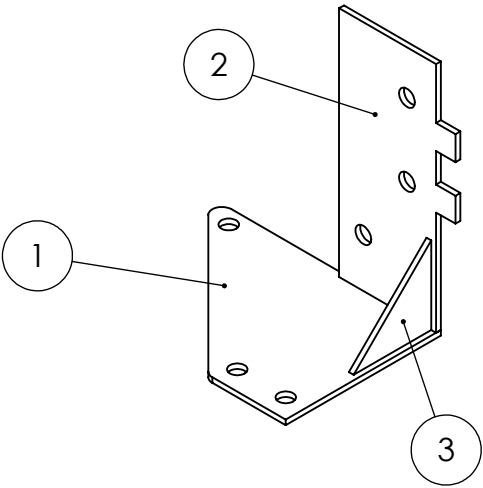
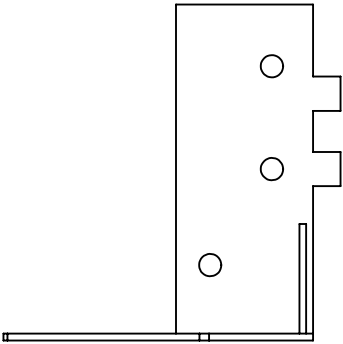
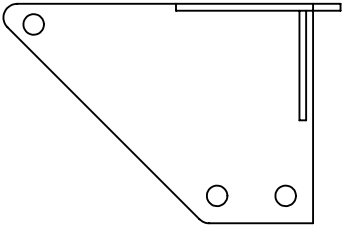


| ITEM NO. | PART NUMBER | QTY. |
|----------|------------------------|------|
| 1 | Base Bottom | 1 |
| 2 | Prototype Base 2 Prong | 1 |
| 3 | Base Plate Gusset | 1 |



PROPRIETARY AND CONFIDENTIAL
THE INFORMATION CONTAINED IN THIS DRAWING IS THE SOLE PROPERTY OF <INSERT COMPANY NAME HERE>. ANY REPRODUCTION IN PART OR AS A WHOLE WITHOUT THE WRITTEN PERMISSION OF <INSERT COMPANY NAME HERE> IS PROHIBITED.

| | | | | | |
|-------------|---------|--------------------------------------|-----------|--|------|
| | | UNLESS OTHERWISE SPECIFIED: | | NAME | DATE |
| | | DIMENSIONS ARE IN INCHES | DRAWN | | |
| | | TOLERANCES: | CHECKED | | |
| | | FRACTIONAL \pm | ENG APPR. | | |
| | | ANGULAR: MACH \pm BEND \pm | MFG APPR. | | |
| | | TWO PLACE DECIMAL \pm | Q.A. | | |
| | | THREE PLACE DECIMAL \pm | COMMENTS: | ALL COMPONENTS WELDED TOGETHER WITH 1" STITCH WELD TO PREVENT WARPING. | |
| | | INTERPRET GEOMETRIC TOLERANCING PER: | | | |
| | | MATERIAL | | | |
| | | ASTM A36 STEEL | | | |
| | | FINISH | | | |
| | | N/A | | | |
| NEXT ASSY | USED ON | | | | |
| | | | | | |
| APPLICATION | | DO NOT SCALE DRAWING | | | |

| | | | | | |
|-------------------|----------|---------|--|--------------|--|
| TITLE: | | | | | |
| 2 PRONG BASE HALF | | | | | |
| SIZE | DWG. NO. | | | REV | |
| A | A01 | | | 0 | |
| SCALE: 1:7 | | WEIGHT: | | SHEET 1 OF 1 | |